

## ATLAS Button

### What is an ATLAS Button?

Buttons are clickable displays of text. They are typically enclosed in a rectangle, and the text is typically a call to action. They can redirect to any link or anchor tag.

### Why have an ATLAS Button?

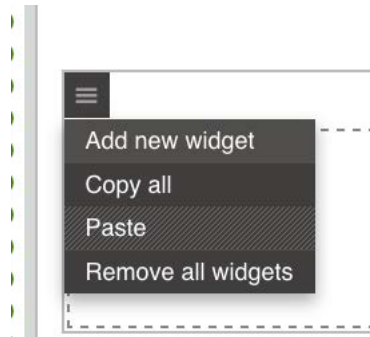
Sometimes you might want a user to complete a call to action or navigate to another page. Buttons are a way to redirect a user from one page to another.

### How do you use ATLAS Buttons?


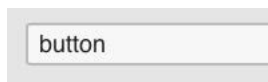
ATLAS Buttons should not replace top-level navigation. Use ATLAS Buttons to redirect users to areas of interest, such a form, PDF, or deeper linking into the site.

### Adding ATLAS Button

1: At the top of your Grid Layout you are working in, press the hamburger button and select, “add new widget”



2: In the Widget directory—find “ATLAS-Editable text”, click on it, and then press the green select button in the lower right of the window.



## Creating The Buttons

3: After adding the ATLAS Button widget, enter widget properties. Press the FIRST Source Button, and enter the following code into the text box.

```
<div style="text-align:center;"><a class="button btn-primary button--primary" href="Enter URL here">Enter button text here</a></div>
```

4: Be sure to replace the "Enter URL here" with the redirect URL. Also replace the "Enter button text here" with the text that you want the button to say.

5: Push Save & Close in the bottom right!

The screenshot shows the 'Widget properties (ATLAS - Buttons)' configuration window. It is divided into two main sections: 'Content' and 'Widget container'.

**Content Section:**

- Text:** A rich text editor with a toolbar containing icons for source code, undo, redo, bold, italic, underline, strikethrough, link, unlink, bulleted list, numbered list, indent, outdent, link, unlink, and help. Below the toolbar is a text area with the placeholder text 'ENTER CODE HERE'.

**Widget container Section:**

- Widget container:** A dropdown menu currently set to '(none)', with 'Edit' and 'New' buttons to its right.
- Container title:** An empty text input field.

**Footer:**

- Refresh page
- Apply
- Cancel
- Save & Close