



Setup New Midway Coop Online Access Account

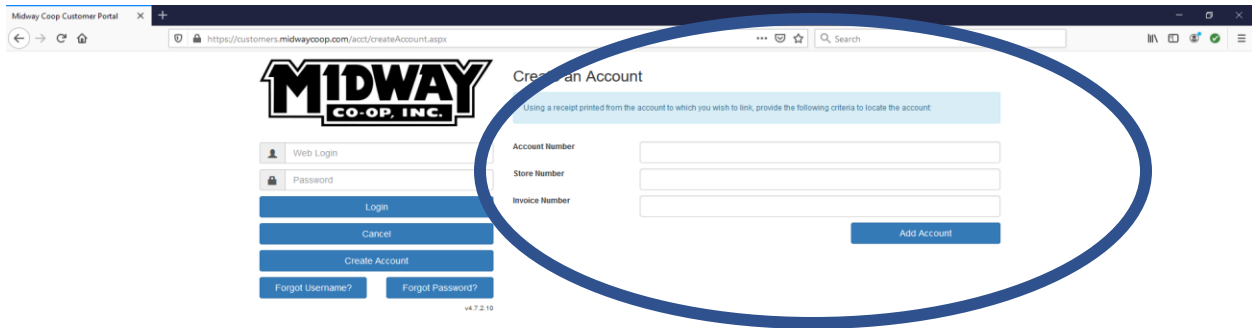
- Go to www.midwaycoop.com
- Click *New* Account Access on the top right corner of the page as seen below



This will bring you to the page below. Click on “Create Account”



This will bring up the following screen.



You will need the following information to setup your account. You will need to have an available invoice from after August 1st to setup an account. If you do not have some of the required information, please contact the General Office and we can set the account up for you.

- Account Number – This is your new account number that you will find on an invoice
- Store Number - The Store Numbers are as follows
 - Alton – 011
 - Bellaire – 021
 - Burr Oak – 031
 - Portis – 041
 - Downs - 051
 - Lebanon Elevator – 061
 - Lebanon Station - 062
 - Luray Elevator - 071
 - Luray Station - 072
 - Mankato Elevator - 081
 - Mankato Station - 082
 - Osborne Elevator - 091
 - Osborne Station - 092
 - Feedmill – 094
- Invoice Number – from your receipt

Once you have entered the information, click “Add Account”

This will bring you to another screen to setup your username and email address. The system will then email you a temporary password for you to login the first time. You will then be forced to make a new password.

Soon we will be able to accept online payments through this portal, but you can see your current account activity. Call with questions please.