



10/17/2020

Location:Fennimore-WI

Trial: CHT-100

Hybrid	Yield at 15.5%	Moisture	TWT Mn	\$/Acre
B99J08AM	265.9	18.0	59.1	762.84
CP4188SS/RIB	257.2	16.7	57.8	756.33
CP4188VT2P/RIB	253.0	16.3	58.3	749.60
P9998Q	258.0	17.8	57.8	743.04
CP4079VT2P/RIB	249.3	16.3	57.9	737.34
NK9991-5122	255.0	17.9	57.7	733.57
DKC51-91RIB	248.6	17.3	57.6	721.88
DKC48-95RIB	241.9	16.4	60.0	714.97
B98R95AM	246.5	17.6	59.7	712.88
B01Z88Q	248.6	18.2	57.4	711.61
CP3899VT2P/RIB	241.9	16.8	58.8	709.37
CP3909SS/RIB	236.5	15.8	58.1	704.41
B00K94AMXT	249.2	19.0	56.6	701.28
P9880AMXT	240.8	17.4	58.3	698.08
DKC51-98RIB	236.8	16.5	58.0	697.65
CP4265VT2P	239.6	17.2	58.3	697.43
DKC47-55RIB	235.2	16.9	59.4	689.27
DKC52-34RIB	237.3	18.1	57.7	680.27
CP4203SS/RIB	230.7	18.2	56.3	659.48
NK0472-5222	233.3	19.5	56.9	649.74
P0075Q	228.8	18.6	56.4	647.96
DKC49-44RIB	224.0	17.7	58.2	646.24
NK9930-5122	229.7	19.2	56.6	644.66
NK0243-5122	216.0	17.2	55.3	629.38
CP4199SS/RIB	210.6	17.6	57.0	608.33
Mn	241.5	17.4	57.8	700.75
LSD(.10)	12.1	0.5	0.7	35.99
#Reps	8	8	8	8
CVErr	6.055	3.715	1.474	6.218

\$/Acre Assumptions = \$3.00/Bushel Selling Price and \$0.05/Point of Moisture over 15.5%.

**WINFIELD  
UNITED**

**CROPLAN**  
By WINFIELD  
UNITED

Learn more about our brands at  
[winfieldunited.com](http://winfieldunited.com)

Results are generated from field observations and may change as additional data is gathered. Crop results are dependent on the impact of many factors beyond the control of WinField United including without limitation, reduced performance due to weather, soil variations and may even reflect differences in agronomic practices.

© 2020 WinField United. Answer Plot®, CROPLAN® and WinField® are trademarks of WinField United.



**CORN**

**Answer Plot®**  
By WINFIELD UNITED  
**YIELD REPORT 2020**

10/17/2020

Location:Fennimore-WI

Trial: CHT-105

Hybrid	Yield at 15.5%	Moisture	TWT Mn	\$/Acre
B03R87Q	283.7	20.1	53.7	781.89
B06F91Q	275.3	20.1	54.9	758.99
DKC56-65RIB	272.6	20.9	55.2	739.78
CP4444VT2P/RIB	256.8	18.8	55.7	726.23
NK0440-3122	256.5	19.2	54.3	721.00
CP4676SS/RIB	258.8	19.6	55.9	719.36
DKC57-23RIB	257.2	20.3	53.8	705.00
P0720Q	263.7	21.6	54.9	704.11
CP4488SS/RIB	251.7	19.6	56.0	701.32
B04H94Q	248.5	19.1	57.2	697.95
P0421Q	246.0	19.2	56.7	690.17
B07H01AM	268.9	23.5	54.6	687.81
DKC56-15RIB	249.5	20.4	54.7	683.70
DKC54-64RIB	239.9	18.5	55.7	681.88
DKC53-27RIB	244.9	19.9	55.5	677.79
P0339Q	237.9	19.4	55.7	666.15
NK0886-5122	247.5	21.7	54.0	659.81
NK0624-5222	235.8	19.4	54.9	659.57
B04Z92AM	237.6	20.6	55.7	648.65
DKC55-53RIB	229.3	18.8	54.9	648.34
NK0760-3111	233.1	20.2	53.6	641.48
NK0472-5222	228.7	19.4	56.3	638.92
CP4791AS3111	230.7	20.0	53.5	637.57
NK0821-5122A	245.3	23.8	53.9	621.08
Mn	250.3	20.1	55.1	689.29
LSD(.10)	13.0	0.7	0.8	38.76
#Reps	8	8	8	8
CVErr	6.287	4.266	1.662	6.807

\$/Acre Assumptions = \$3.00/Bushel Selling Price and \$0.05/Point of Moisture over 15.5%.

**WINFIELD  
UNITED**



Learn more about our brands at  
[winfieldunited.com](http://winfieldunited.com)

Results are generated from field observations and may change as additional data is gathered. Crop results are dependent on the impact of many factors beyond the control of WinField United including without limitation, reduced performance due to weather, soil variations and may even reflect differences in agronomic practices.

© 2020 WinField United. Answer Plot®, CROPLAN® and WinField® are trademarks of WinField United.



**CORN**

**Answer Plot®**  
By WINFIELD  
UNITED  
**YIELD REPORT 2020**

10/17/2020

Location:Fennimore-WI

Trial: CHT-110

Hybrid	Yield at 15.5%	Moisture	TWT Mn	\$/Acre
CP4997VT2P/RIB	273.3	21.6	53.7	731.77
CP5073SS/RIB	285.2	23.4	53.1	730.72
B10Y90Q	280.4	22.8	54.9	730.57
B08C92AML	269.3	21.8	55.6	714.45
DKC60-80RIB	277.7	23.3	54.4	713.45
P1055Q	270.4	22.4	55.5	709.16
DKC62-53RIB	269.6	22.8	53.7	700.74
CP5115VT2P/RIB	268.9	23.1	55.1	694.04
DKC58-34RIB	261.5	21.8	55.7	692.61
CP5073VT2P/RIB	278.2	24.8	53.8	689.34
NK1082-5222A	259.5	22.2	52.6	685.11
CP5115SS/RIB	268.4	24.1	54.7	676.50
DKC61-40RIB	266.4	23.9	52.7	674.52
B10R89AM	261.6	23.5	54.2	670.58
CP5290DGV2P/RIB	260.2	23.1	55.8	669.85
DKC59-81RIB	257.8	22.8	54.4	669.08
NK1026-3330	261.0	23.5	52.8	667.87
B08K90Q	266.2	24.4	54.4	664.93
DKC58-64RIB	251.0	22.7	53.9	653.75
CP4895SS/RIB	247.8	22.4	54.3	650.23
P1108Q	265.6	25.8	54.5	639.19
NK1239-5122	234.3	27.8	53.4	535.72
NK1188-5122	225.9	27.0	55.1	525.51
Mn	265.1	23.4	54.2	679.09
LSD(.10)	16.0	1.2	0.7	48.79
#Reps	8	8	8	8
CVErr	7.296	6.050	1.510	8.697

\$/Acre Assumptions = \$3.00/Bushel Selling Price and \$0.05/Point of Moisture over 15.5%.

**WINFIELD  
UNITED**

**CROPLAN**  
By WINFIELD  
UNITED

Learn more about our brands at  
[winfieldunited.com](http://winfieldunited.com)

Results are generated from field observations and may change as additional data is gathered. Crop results are dependent on the impact of many factors beyond the control of WinField United including without limitation, reduced performance due to weather, soil variations and may even reflect differences in agronomic practices.

© 2020 WinField United. Answer Plot®, CROPLAN® and WinField® are trademarks of WinField United.



**Answer Plot<sup>®</sup>**  
 By WINFIELD  
 UNITED  
**YIELD REPORT 2020**

10/7/2020	Location: Fennimore-WI	Trial: SPT-20			
Variety	BU/ACRE Mn	Moisture	TWT	\$/Acre	
P19A14X	94.3	10.9	54.0	848.71	
AG21X9	94.1	11.2	54.7	847.16	
AG20X9	92.4	11.2	55.5	831.58	
P21A28X	90.1	10.9	53.3	810.61	
S20-E3	89.9	10.9	53.1	809.01	
CP1960X	89.3	11.1	55.1	803.49	
AG19X0	89.2	11.3	55.6	802.58	
S20-J5X	89.1	11.0	55.4	801.60	
B209EE	89.0	11.2	55.8	801.02	
P18A98X	89.0	11.0	54.5	801.33	
AG18X0	88.5	10.9	53.4	796.70	
CZ2040GTLL	88.4	10.7	53.1	795.30	
CP2128X	88.2	11.1	55.2	793.85	
B228RX	88.2	11.1	53.5	793.87	
P20T64E	88.2	11.3	55.6	794.08	
B210EE	88.1	11.4	54.5	792.90	
CZ2230GTLL	86.5	11.1	54.4	778.88	
CP2021E	86.1	10.6	53.3	775.43	
S21-W8X	86.0	11.0	54.1	773.78	
CZ1859GTLL	85.5	11.1	54.5	769.85	
CP1827X	84.0	10.6	53.2	756.10	
AG22X9	83.1	11.1	53.4	747.64	
CP2120E	82.9	11.0	54.1	746.11	
S22-E3	80.8	11.6	53.9	727.41	
CP1721E	80.3	10.8	54.6	722.68	
CP1820E	75.6	10.8	54.2	680.41	
Mn	86.7	11.0	54.3	780.06	
CVErr	5.579	2.380	2.140	5.580	
LSD(.10)	8.2	0.4	2.0	73.88	
#Reps	2	2	2	2	

\$/Acre Assumptions = \$9.00/Bushel Selling Price



Learn more about our brands at  
[winfieldunited.com](http://winfieldunited.com)

Results are generated from field observations and may change as additional data is gathered. Crop results are dependent on the impact of many factors beyond the control of WinField United including without limitation, reduced performance due to weather, soil variations and may even reflect differences in agronomic practices.

© 2020 WinField United. Answer Plot<sup>®</sup>, CROPLAN<sup>®</sup> and WinField<sup>®</sup> are trademarks of WinField United.



**Answer Plot<sup>®</sup>**  
 By WINFIELD  
 UNITED  
**YIELD REPORT 2020**

10/7/2020	Location: Fennimore-WI	Trial: SPT-24			
Variety	BU/ACRE Mn	Moisture	TWT	\$/Acre	
P23A15X	102.1	11.3	54.8	918.97	
CP2578X	95.6	11.4	56.1	860.69	
AG26X8	94.7	11.6	55.7	852.72	
P22T86E	93.0	11.3	55.4	837.17	
P23A32X	92.5	11.1	54.5	832.32	
CP2200X	91.8	11.2	55.2	825.78	
CZ2360GTLL	91.5	11.1	55.2	823.29	
P24A80X	90.9	11.3	54.4	817.84	
CP2520E	90.8	11.5	53.9	817.18	
CP2521E	90.4	11.3	55.3	814.01	
CP2400X	88.8	11.6	56.1	799.08	
AG26X0	87.7	11.0	53.4	789.22	
CZ2550GTLL	87.4	11.0	54.8	786.97	
B259EE	86.6	11.2	53.0	779.58	
B269EE	86.5	11.6	53.9	778.57	
S23-G5X	85.7	11.3	53.8	770.90	
CZ2230GTLL	85.2	11.8	55.4	766.74	
P25A27X	85.1	11.1	53.9	765.83	
S24-E3	84.4	11.6	55.8	759.80	
S26-E3	84.4	11.4	54.1	759.32	
CP2321E	84.0	10.8	52.8	755.64	
B240EE	83.5	11.2	53.7	751.88	
AG22X9	83.2	11.4	54.5	748.37	
CP2128X	82.3	11.2	54.8	741.13	
S25-V8X	82.3	11.4	54.5	741.07	
P24T76E	81.2	11.3	54.1	730.86	
AG23X9	79.5	11.2	54.0	715.09	
CP2529E	78.6	11.5	55.2	707.48	
Mn	87.7	11.3	54.7	789.68	
CVErr	4.578	2.295	1.839	4.576	
LSD(.10)	6.8	0.4	1.7	61.33	
#Reps	2	2	2	2	

\$/Acre Assumptions = \$9.00/Bushel Selling Price



Learn more about our brands at  
[winfieldunited.com](http://winfieldunited.com)

Results are generated from field observations and may change as additional data is gathered. Crop results are dependent on the impact of many factors beyond the control of WinField United including without limitation, reduced performance due to weather, soil variations and may even reflect differences in agronomic practices.

© 2020 WinField United. Answer Plot<sup>®</sup>, CROPLAN<sup>®</sup> and WinField<sup>®</sup> are trademarks of WinField United.





**Answer Plot<sup>®</sup>**  
 By WINFIELD  
 UNITED  
**YIELD REPORT 2020**

10/7/2020	Location: Fennimore-WI	Trial: SPT-28			
Variety	BU/ACRE Mn	Moisture	TWT	\$/Acre	
S27-M8X	98.1	11.8	56.0	882.57	
P27A17X	96.5	11.4	55.7	868.16	
CZ2830GTLL	96.3	11.6	55.9	866.46	
CZ2760GTLL	96.1	11.4	55.1	864.83	
AG30X9	95.7	12.0	54.2	860.92	
CP2920E	94.2	12.2	55.6	848.20	
P28A42X	93.3	11.5	54.7	839.64	
AG27X0	92.8	11.2	54.7	835.52	
CZ2550GTLL	91.1	11.5	53.8	819.99	
P28T14E	90.9	11.8	54.7	817.77	
CP2708X	90.0	11.4	55.7	810.33	
CP2960X	89.7	12.0	53.0	807.30	
AG26X0	89.3	11.2	55.0	803.40	
B260EE	89.3	11.4	55.4	803.36	
AG26X8	89.1	11.7	54.2	801.89	
S29-K3X	88.9	12.3	54.7	799.74	
S30-E3	88.6	13.5	53.7	797.76	
B259EE	88.5	11.8	55.6	796.30	
CP2700X	87.5	11.7	56.7	787.68	
CZ2910GTLL	85.6	11.6	56.1	770.17	
B289EE	85.4	11.9	55.9	768.70	
CP2829E	84.4	11.9	54.4	759.37	
P29A25X	82.5	13.0	54.6	742.76	
AG29X9	80.8	12.4	52.3	727.45	
S30-M9X	80.5	13.9	51.3	724.06	
Mn	89.9	12.0	54.6	809.51	
CVErr	5.322	4.079	3.489	5.319	
LSD(.10)	8.1	0.8	3.2	73.08	
#Reps	2	2	2	2	

\$/Acre Assumptions = \$9.00/Bushel Selling Price



Learn more about our brands at  
[winfieldunited.com](http://winfieldunited.com)

Results are generated from field observations and may change as additional data is gathered. Crop results are dependent on the impact of many factors beyond the control of WinField United including without limitation, reduced performance due to weather, soil variations and may even reflect differences in agronomic practices.

© 2020 WinField United. Answer Plot<sup>®</sup>, CROPLAN<sup>®</sup> and WinField<sup>®</sup> are trademarks of WinField United.

# CORN SILAGE

**Answer Plot<sup>®</sup>**  
By WINFIELD UNITED  
YIELD REPORT 2020

Location: Fennimore, Wisconsin																					
Trial: S-110		38,000 plants/acre										30,000 plants/acre									
Hybrid	RM	Yield30%DM tons/acre	Moisture	Milk/acre	Milk/ton	NDFD	NDF	STARCH	CP	IVD	TDN	Yield30%DM tons/acre	Moisture	Milk/acre	Milk/ton	NDFD	NDF	STARCH	CP	IVD	TDN
CP5115SS/RIB	111	37.6	64.0	37176	3323	48.8	37.9	36.5	7.1	81.5	70.7	35.2	62.1	34785	3304	49.2	36.4	38.4	7.2	82.1	70.4
NK1239-5122	112	36.8	65.8	37133	3361	50.6	41.6	30.5	7.6	78.9	71.6	36.2	62.5	34160	3147	50.4	42.9	28.5	7.5	78.4	69.4
NK1082-5222A	110	36.6	68.5	37333	3427	51.0	43.3	30.0	7.5	77.9	72.6	31.4	66.4	32938	3485	50.3	38.3	36.7	7.5	80.8	72.9
CP5000SAS3122-	110	34.7	65.4	33824	3253	49.9	40.4	30.5	7.1	79.9	70.7	31.0	65.1	30084	3254	51.1	42.1	28.9	7.4	78.5	70.9
DKC62-08RIB	112	34.1	63.1	32795	3191	49.5	42.3	32.4	7.5	79.1	69.3	33.7	62.0	32046	3169	49.6	41.4	33.3	7.4	79.5	68.9
CP6110VT2P/RIB	110	34.0	64.8	33885	3324	50.2	41.2	30.8	7.2	79.3	71.1	31.1	62.8	29791	3186	51.1	42.7	29.2	7.2	78.2	69.8
P0950Q	109	33.9	67.0	36279	3590	50.6	36.0	39.5	7.4	81.8	74.1	30.8	67.4	32549	3537	51.6	39.4	33.6	7.3	79.7	73.8
B09T70SX	109	33.5	63.5	32288	3214	50.0	42.6	30.0	7.3	78.8	69.8	31.2	62.4	29470	3153	51.7	45.0	27.4	7.9	76.8	69.3
CP5115VT2P/RIB	111	33.4	64.4	33801	3363	49.0	38.1	37.6	7.0	81.4	71.1	37.7	60.7	35607	3151	49.6	39.7	34.3	7.2	80.4	68.6
P1244AM	112	32.5	62.8	31455	3225	51.3	42.5	30.4	7.8	78.2	70.0	32.8	66.4	35150	3581	50.2	35.8	38.4	7.3	82.1	74.0
NK1026-3330	110	32.3	66.5	33051	3408	49.0	39.8	34.9	7.2	80.5	71.9	27.4	64.0	27324	3313	51.0	41.2	33.5	7.5	79.0	70.8
CP4895SS/RIB	108	31.5	68.2	33247	3530	50.2	39.3	33.7	7.3	80.3	73.6	28.1	68.7	29647	3513	50.9	39.0	34.3	7.3	80.2	73.4
P1093Q	110	31.2	68.3	33032	3545	51.5	39.9	33.2	7.8	79.5	74.0	32.8	67.5	36368	3711	49.9	33.3	41.1	7.4	83.4	75.4
B08J81AMXT	108	31.1	70.6	32625	3489	51.4	40.9	33.7	7.4	79.0	73.3	29.7	66.9	30854	3458	52.5	41.7	30.5	7.8	78.2	73.2
CP4997VT2P/RIB	109	30.6	62.5	29525	3213	50.9	42.1	30.3	7.8	78.6	69.9	33.6	64.1	33784	3346	50.7	39.8	33.7	7.2	79.8	71.3
CP5073VT2P/RIB	110	29.9	69.2	30708	3411	51.5	41.8	31.9	7.7	78.5	72.5	31.7	64.0	31839	3355	51.7	40.3	33.3	7.7	79.2	71.5
B10R89AM	110	28.8	58.1	26517	3066	53.2	42.5	30.4	8.5	77.5	68.3	30.7	68.1	33028	3592	51.4	37.0	35.7	7.2	81.1	74.4
P1108Q	111	28.3	66.2	28591	3351	52.6	44.2	28.3	7.8	76.8	71.9	30.2	67.1	32082	3532	51.1	38.4	34.7	7.5	80.3	73.6
DKC59-07RIB	109	26.7	66.5	27236	3411	50.5	39.4	34.9	7.0	80.2	72.1	28.0	70.4	30610	3645	50.7	35.8	37.8	7.2	81.9	74.9
DKC61-40RIB	111	25.7	61.0	25685	3300	51.1	37.6	37.5	7.6	80.8	70.5	32.2	64.8	32468	3368	50.3	39.6	34.3	7.3	80.1	71.5
B09T79SX	109	25.7	63.2	22354	2916	50.0	47.4	21.7	7.8	76.3	66.6	33.5	59.1	28249	2797	51.2	49.1	20.4	7.7	74.9	65.3
CP5073SS/RIB	110	25.5	59.9	24382	3163	51.8	43.3	31.1	8.2	77.6	69.3	27.3	69.0	28644	3527	51.9	40.0	34.2	7.9	79.3	73.8
DKC62-52RIB	112	25.3	66.0	24856	3292	51.1	43.8	29.3	8.1	77.7	71.1	26.2	68.3	27198	3454	51.5	41.8	31.9	7.9	78.4	73.0
Mn		31.1	64.7	30915	3314	50.6	41.1	32.2	7.6	79.2	71	31.2	65	31437	3369	50.7	39.9	33.4	7.5	79.7	71.6
LSD(.10)		4.1	7.1	4890	357	1.6	5.1	5.3	0.5	3.1	4.3	4.1	3.8	4711	187	1.6	3.2	3.6	0.4	2.1	2.2
CVerr		7.74	6.48	9.319	6.345	1.88	7.31	9.72	3.69	2.34	3.55	7.67	3.48	8.83	3.27	1.89	4.69	6.34	2.81	1.54	1.85


**WINFIELD UNITED**

**CROPLAN**  
By WINFIELD UNITED

Learn more about our brands at  
[winfieldunited.com](http://winfieldunited.com)

Results are generated from field observations and may change as additional data is gathered. Crop results are dependent on the impact of many factors beyond the control of WinField United including without limitation, reduced performance due to weather, soil variations and may even reflect differences in agronomic practices.

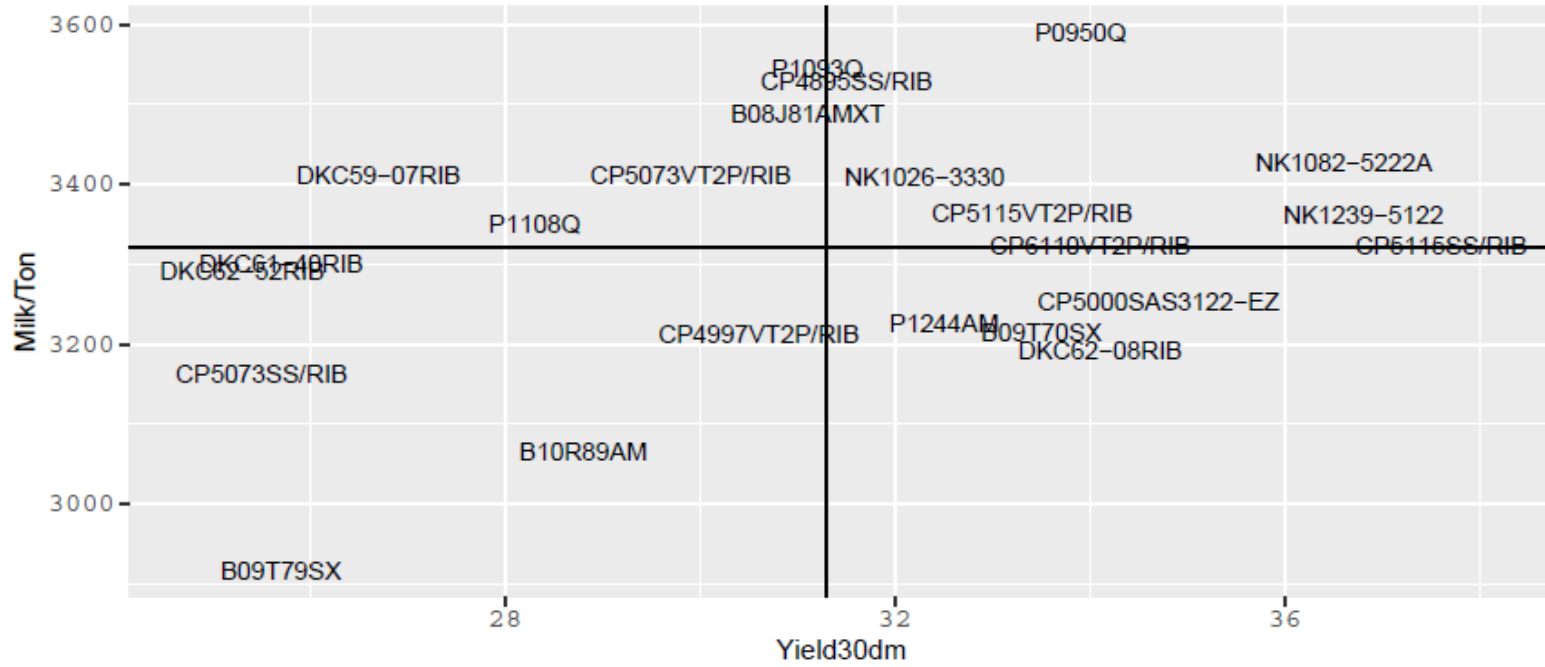
© 2020 WinField United. Answer Plot<sup>®</sup>, CROPLAN<sup>®</sup> and WinField<sup>®</sup> are trademarks of WinField United.



**CORN SILAGE**



### Relationship Between Yield and Milk/Ton in the S-110 Trial 38,000 ppa at Fennimore, Wisconsin



**WINFIELD  
UNITED**



Learn more about our brands at  
[winfieldunited.com](http://winfieldunited.com)

Results are generated from field observations and may change as additional data is gathered. Crop results are dependent on the impact of many factors beyond the control of WinField United including without limitation, reduced performance due to weather, soil variations and may even reflect differences in agronomic practices.

© 2020 WinField United. Answer Plot®, CROPLAN® and WinField® are trademarks of WinField United.

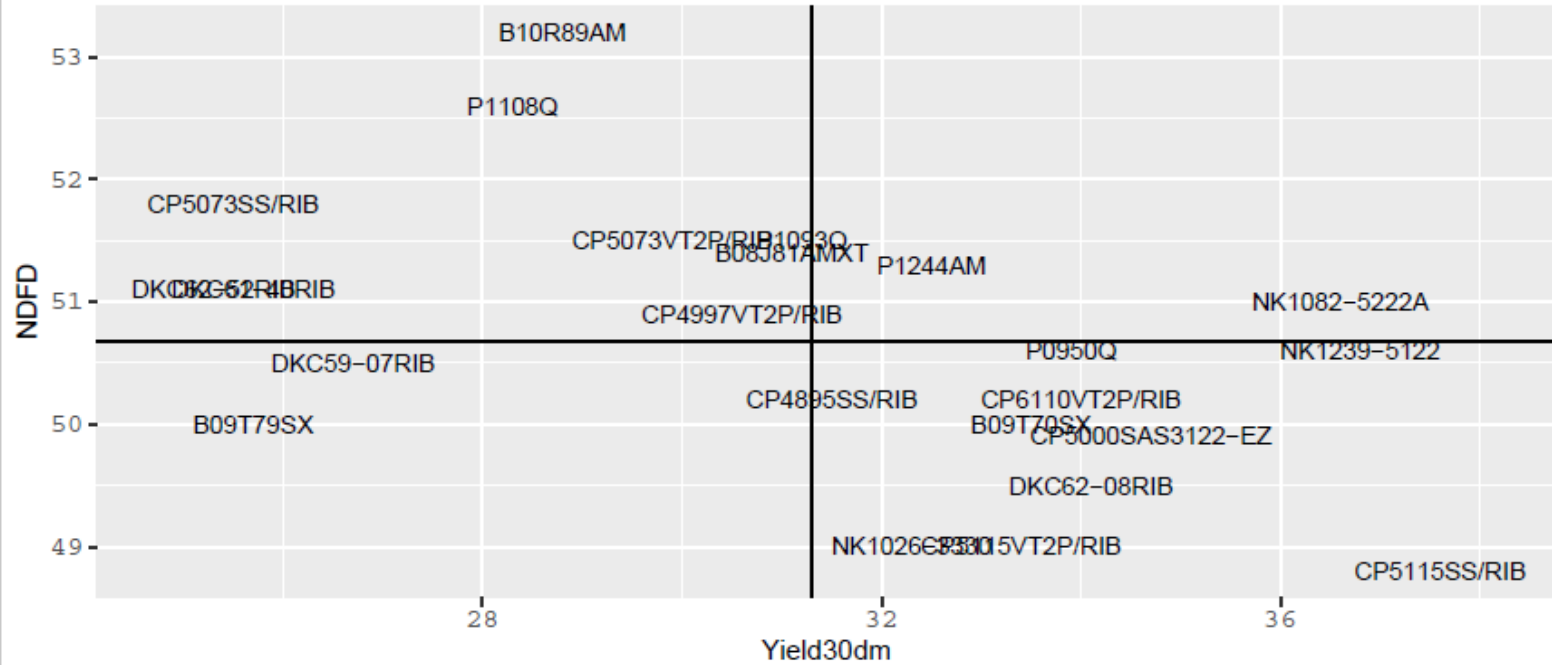




**CORN SILAGE**

**Answer Plot<sup>®</sup>**  
 By WINFIELD UNITED  
 YIELD REPORT 2020

**Relationship Between Yield and NDFD in the S-110 Trial 38,000 ppa at Fennimore, Wisconsin**



**WINFIELD UNITED**

**CROPLAN**  
 By WINFIELD UNITED

Learn more about our brands at [winfieldunited.com](http://winfieldunited.com)

Results are generated from field observations and may change as additional data is gathered. Crop results are dependent on the impact of many factors beyond the control of WinField United including without limitation, reduced performance due to weather, soil variations and may even reflect differences in agronomic practices.


© 2020 WinField United. Answer Plot<sup>®</sup>, CROPLAN<sup>®</sup> and WinField<sup>®</sup> are trademarks of WinField United.



**CORN SILAGE**

**Answer Plot®**  
By WINFIELD UNITED  
YIELD REPORT 2020

**Relationship Between Yield and Milk/Ton in the S-110 Trial 30,000 ppa at Fennimore, Wisconsin**




**WINFIELD UNITED**

**CROPLAN**  
By WINFIELD UNITED

Learn more about our brands at [winfieldunited.com](http://winfieldunited.com)

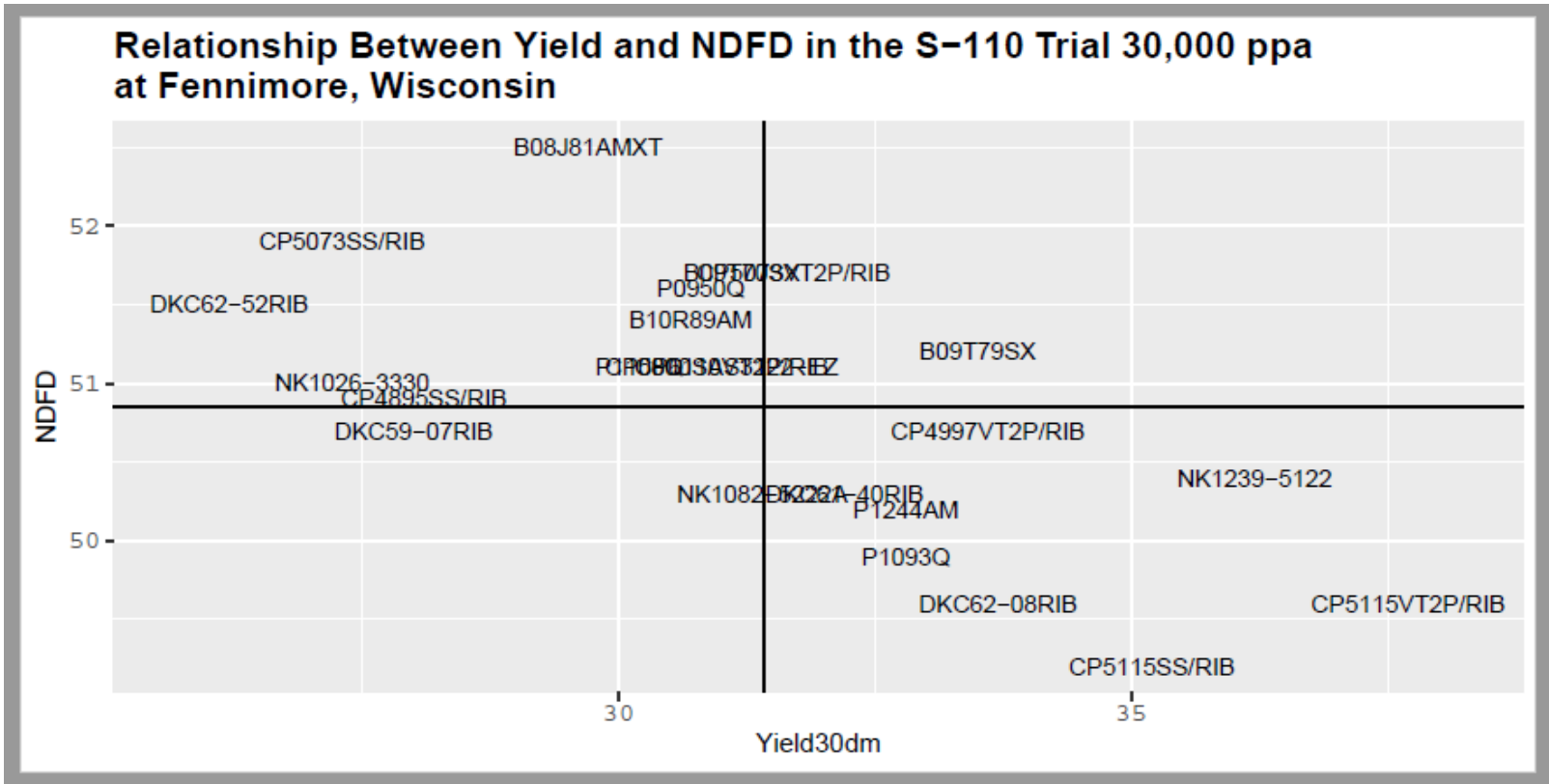
Results are generated from field observations and may change as additional data is gathered. Crop results are dependent on the impact of many factors beyond the control of WinField United including without limitation, reduced performance due to weather, soil variations and may even reflect differences in agronomic practices.

© 2020 WinField United. Answer Plot®, CROPLAN® and WinField® are trademarks of WinField United.



**CORN SILAGE**

**Answer Plot<sup>®</sup>**  
 By WINFIELD  
 UNITED  
**YIELD REPORT 2020**



**WINFIELD  
 UNITED**

**CROPLAN**  
 By WINFIELD  
 UNITED

Learn more about our brands at  
[winfieldunited.com](http://winfieldunited.com)

Results are generated from field observations and may change as additional data is gathered. Crop results are dependent on the impact of many factors beyond the control of WinField United including without limitation, reduced performance due to weather, soil variations and may even reflect differences in agronomic practices.

© 2020 WinField United. Answer Plot<sup>®</sup>, CROPLAN<sup>®</sup> and WinField<sup>®</sup> are trademarks of WinField United.

# CORN SILAGE

**Answer Plot<sup>®</sup>**  
By WINFIELD UNITED  
YIELD REPORT 2020

Location: Fennimore, Wisconsin																					
Trial: S-115		38,000 plants/acre										30,000 plants/acre									
Hybrid	RM	Yield30%DM tons/acre	Moisture	Milk/acre	Milk/ton	NDFD	NDF	STARCH	CP	IVD	TDN	Yield30%DM tons/acre	Moisture	Milk/acre	Milk/ton	NDFD	NDF	STARCH	CP	IVD	TDN
DKC64-34RIB	114	41.1	62.9	39686	3226	48.8	39.8	35.0	6.9	80.6	69.6	31.6	68.2	33942	3600	47.9	35.3	38.9	6.9	83.1	73.9
CP5335VT2P/RIB	113	38.4	59.3	35675	3109	46.7	35.5	40.2	6.7	83.4	67.5	33.2	63.1	32362	3260	49.3	40.1	33.9	6.9	80.3	70.0
CP5550VT2P/RIB	115	38.2	63.3	37466	3270	49.4	39.9	34.7	7.2	80.3	70.1	34.0	64.3	34374	3354	49.1	38.4	36.4	7.1	81.2	71.1
CP5789VT2P/RIB	117	37.4	65.3	37962	3375	49.3	39.3	34.6	7.4	80.7	71.5	33.0	66.4	34013	3438	48.7	38.5	35.5	7.1	81.2	72.3
NK1677-3110	116	37.3	63.2	37549	3360	50.6	37.9	36.8	7.4	80.8	71.2	32.5	64.7	32475	3331	51.0	41.4	32.8	7.4	78.9	71.2
NK1460-5222	114	36.6	62.7	35921	3266	48.3	37.7	37.7	7.0	81.9	69.8	32.3	67.6	34532	3578	48.5	36.2	38.0	7.1	82.5	73.8
B14T87SX	114	36.4	60.5	33937	3107	51.7	43.8	27.9	7.8	77.3	68.7	39.5	65.2	37231	3145	50.6	43.2	27.1	7.0	78.1	69.4
B13T77SX	113	35.9	67.9	36213	3370	50.1	42.9	31.2	7.2	78.5	71.8	37.1	65.9	37573	3387	49.9	40.4	33.4	6.9	79.8	71.8
B16T87SX	116	35.5	67.8	35914	3373	50.5	42.2	30.6	7.3	78.7	72.0	34.1	68.0	34572	3374	50.8	43.0	29.1	7.1	78.2	72.1
CP5370VT2P/RIB	113	35.4	63.9	35826	3355	47.7	36.8	37.7	6.8	82.5	70.9	33.1	65.6	34034	3420	50.0	39.0	35.4	7.1	80.5	72.1
CP5678VT2P/RIB	116	34.8	62.5	33147	3180	48.1	39.9	34.5	7.1	80.8	68.9	35.3	64.9	34827	3296	49.1	40.7	34.0	7.3	80.0	70.6
DKC64-44RIB	114	33.6	64.6	31925	3202	50.1	43.8	29.5	7.7	78.1	69.7	30.2	67.4	30239	3336	50.8	43.0	29.2	7.6	78.2	71.5
P1563AM	115	33.1	67.2	34581	3476	51.9	40.5	32.8	7.8	79.0	73.1	33.2	65.5	33474	3360	51.6	41.8	30.8	7.6	78.4	71.8
P1353Q	113	31.9	65.8	32107	3362	50.4	41.3	31.4	7.4	79.2	71.7	32.3	65.6	32601	3378	50.5	40.6	32.8	7.2	79.5	71.8
DKC67-42RIB	117	30.9	61.6	29103	3150	50.3	42.2	31.7	7.6	78.8	69.0	33.2	64.8	33028	3303	50.0	41.5	32.4	7.3	79.3	70.8
NK1523-3220	115	30.7	69.7	33026	3590	50.0	36.9	37.2	7.2	81.6	74.1	29.2	70.2	31075	3548	50.8	38.7	35.0	7.3	80.4	73.9
CP5340VT2P/RIB	113	30.2	65.3	30398	3364	49.2	39.5	34.6	7.4	80.6	71.4	30.2	68.0	32159	3555	48.6	36.2	38.3	7.1	82.5	73.6
DKC64-25RIB	114	24.6	62.3	23175	3132	51.2	45.0	27.3	7.8	77.0	69.0	30.1	61.3	28287	3153	50.9	43.2	29.4	7.5	78.0	69.0
CP5700SVT2P/RIB	117	21.8	62.1	20511	3144	52.0	45.0	27.8	8.3	76.6	69.3	24.4	66.0	23853	3245	52.2	46.7	24.4	7.8	75.6	70.8
Mn		33.4	64.7	33176	3319	49.9	40.3	33.7	7.3	79.9	70.9	32.1	66.4	32587	3395	49.9	40.1	33.5	7.2	80	71.9
LSD(.10)		3.9	4.6	3415	180	1.4	1.9	2.1	0.3	1.4	2.3	3.5	4.3	3248	192	1.7	4.6	5.8	0.2	2.9	2.2
CVErr		6.83	4.16	6.065	3.187	1.67	2.82	3.72	2.62	1.03	1.9	6.42	3.81	5.872	3.338	2.02	6.76	10.1	1.95	2.14	1.83


**WINFIELD  
UNITED**

**CROPLAN**  
By WINFIELD  
UNITED

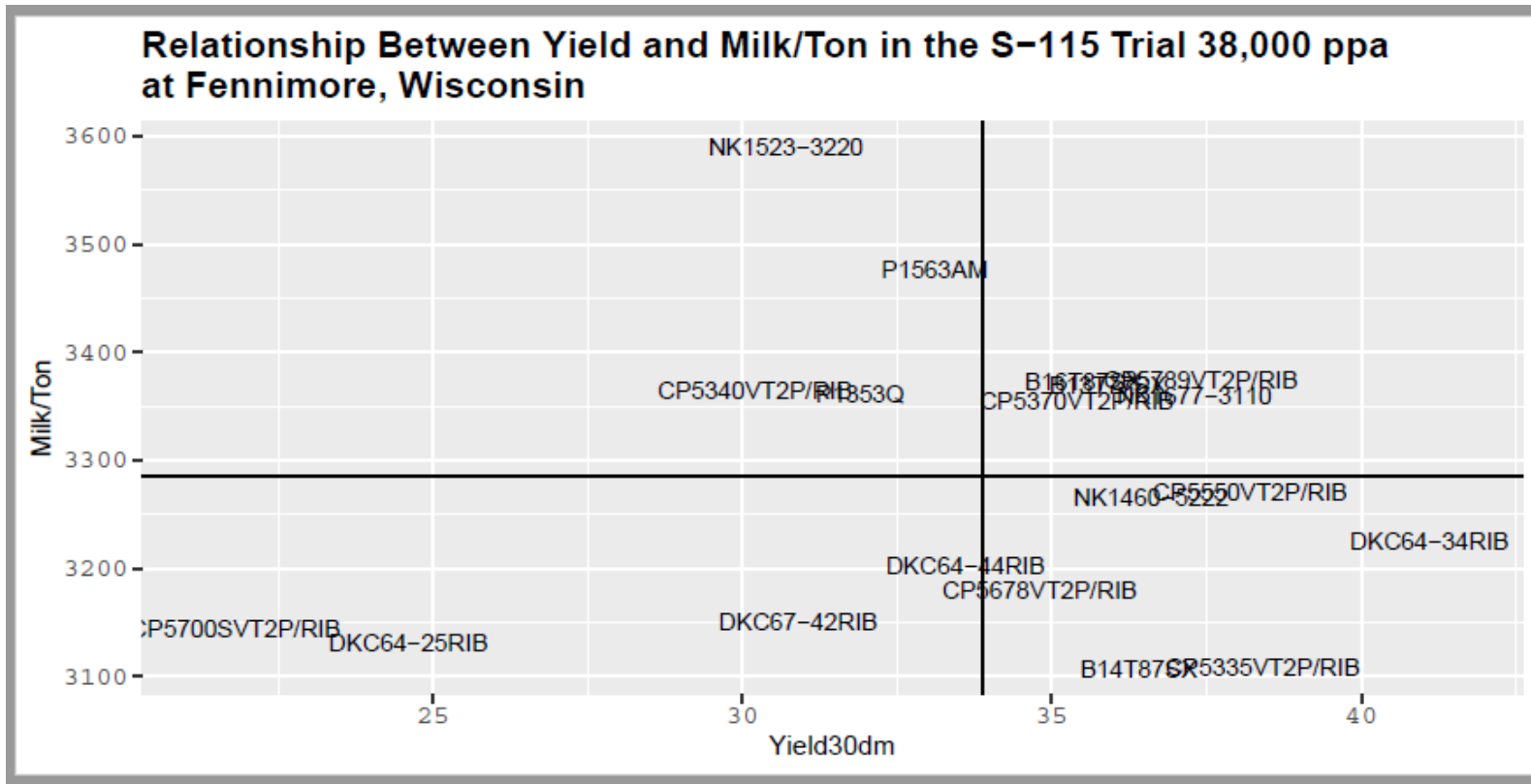
Learn more about our brands at  
[winfieldunited.com](http://winfieldunited.com)

Results are generated from field observations and may change as additional data is gathered. Crop results are dependent on the impact of many factors beyond the control of WinField United including without limitation, reduced performance due to weather, soil variations and may even reflect differences in agronomic practices.

© 2020 WinField United. Answer Plot<sup>®</sup>, CROPLAN<sup>®</sup> and WinField<sup>®</sup> are trademarks of WinField United.



**CORN SILAGE**



**WINFIELD  
UNITED**



Learn more about our brands at  
[winfieldunited.com](http://winfieldunited.com)

Results are generated from field observations and may change as additional data is gathered. Crop results are dependent on the impact of many factors beyond the control of WinField United including without limitation, reduced performance due to weather, soil variations and may even reflect differences in agronomic practices.

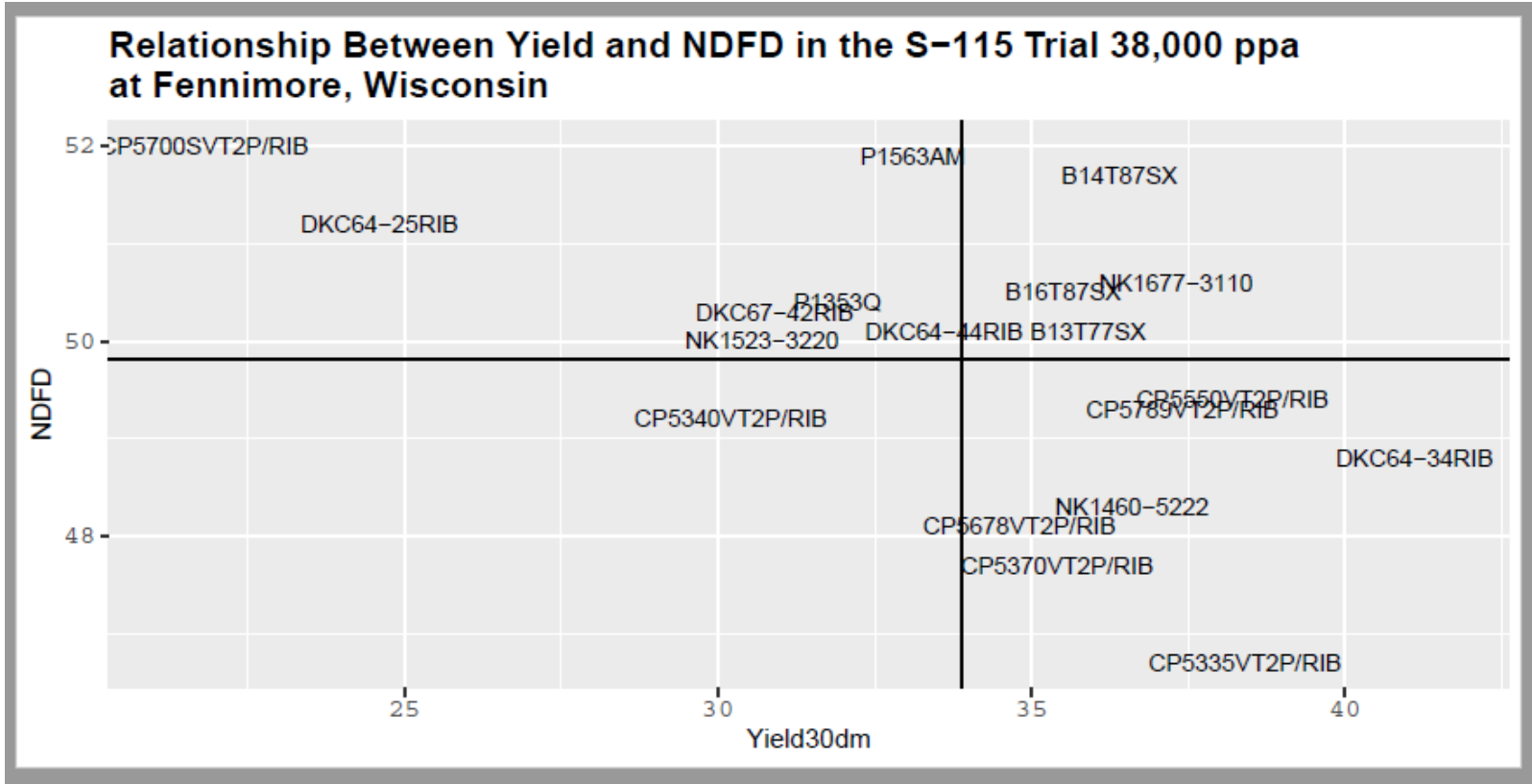
© 2020 WinField United. Answer Plot®, CROPLAN® and WinField® are trademarks of WinField United.





**CORN SILAGE**

**Answer Plot<sup>®</sup>**  
 By WINFIELD  
 UNITED  
 YIELD REPORT 2020



**WINFIELD  
 UNITED**

**CROPLAN**  
 By WINFIELD  
 UNITED

Learn more about our brands at  
[winfieldunited.com](http://winfieldunited.com)

Results are generated from field observations and may change as additional data is gathered. Crop results are dependent on the impact of many factors beyond the control of WinField United including without limitation, reduced performance due to weather, soil variations and may even reflect differences in agronomic practices.

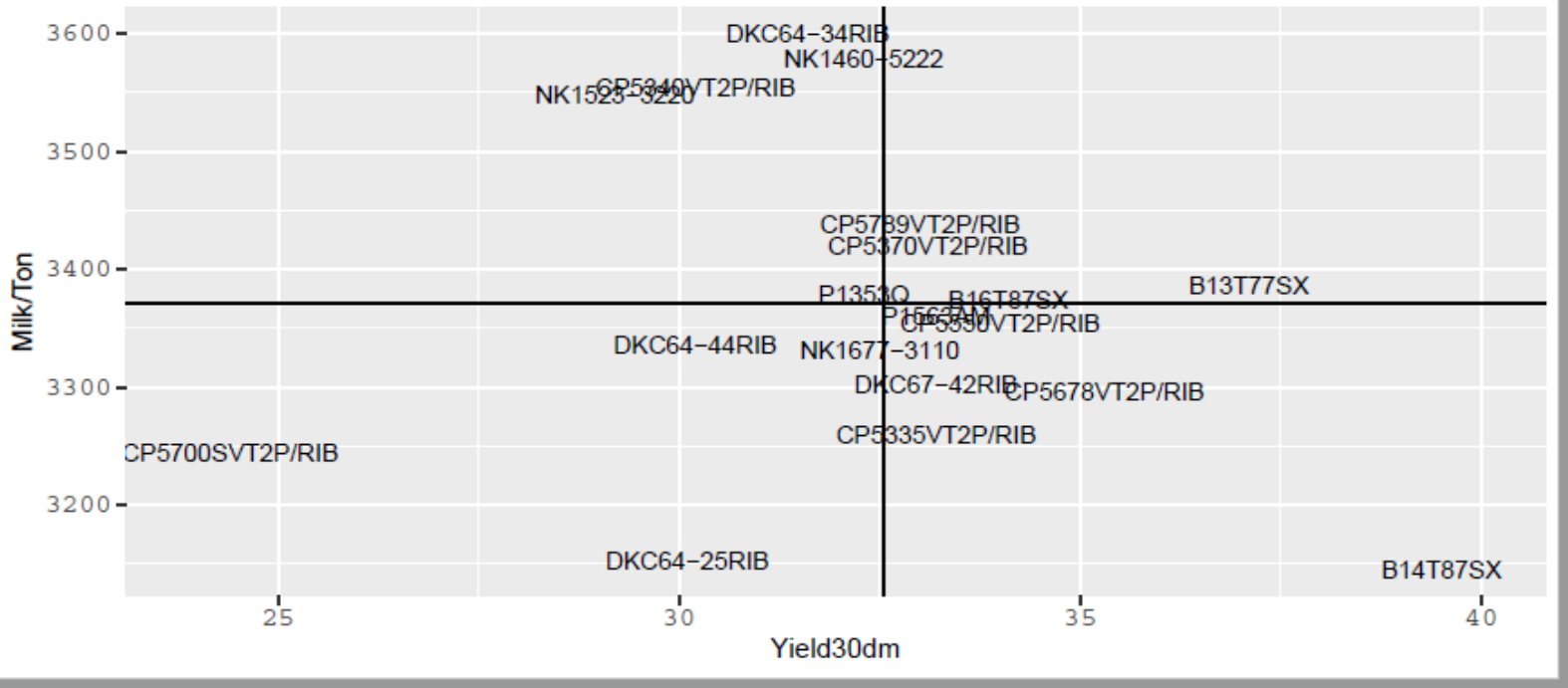
© 2020 WinField United. Answer Plot<sup>®</sup>, CROPLAN<sup>®</sup> and WinField<sup>®</sup> are trademarks of WinField United.



**CORN SILAGE**

**Answer Plot®**  
By WINFIELD UNITED  
**YIELD REPORT 2020**

**Relationship Between Yield and Milk/Ton in the S-115 Trial 30,000 ppa at Fennimore, Wisconsin**




**WINFIELD UNITED**



Learn more about our brands at [winfieldunited.com](http://winfieldunited.com)

Results are generated from field observations and may change as additional data is gathered. Crop results are dependent on the impact of many factors beyond the control of WinField United including without limitation, reduced performance due to weather, soil variations and may even reflect differences in agronomic practices.

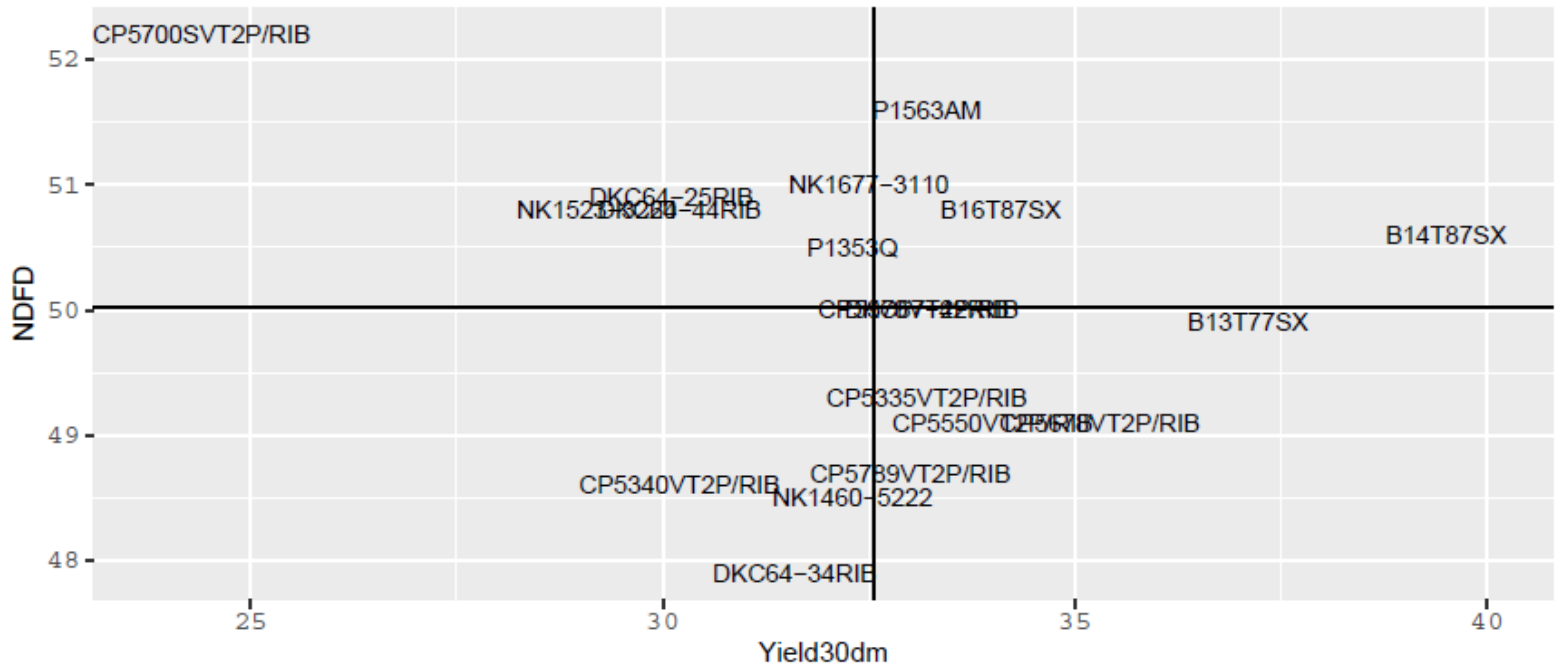
© 2020 WinField United. Answer Plot®, CROPLAN® and WinField® are trademarks of WinField United.



**CORN SILAGE**

**Answer Plot<sup>®</sup>**  
 By WINFIELD  
 UNITED  
**YIELD REPORT 2020**

**Relationship Between Yield and NDFD in the S-115 Trial 30,000 ppa at Fennimore, Wisconsin**



**WINFIELD  
 UNITED**

**CROPLAN**  
 By WINFIELD  
 UNITED

Learn more about our brands at  
[winfieldunited.com](http://winfieldunited.com)

Results are generated from field observations and may change as additional data is gathered. Crop results are dependent on the impact of many factors beyond the control of WinField United including without limitation, reduced performance due to weather, soil variations and may even reflect differences in agronomic practices.

© 2020 WinField United. Answer Plot<sup>®</sup>, CROPLAN<sup>®</sup> and WinField<sup>®</sup> are trademarks of WinField United.