



10/17/2020

Location:Menomonie-WI

Trial: CHT-095

Hybrid	Yield at 15.5%	Moisture	TWT Mn	\$/Acre
B94Z97AM	282.0	18.0	54.9	810.32
B97G09AM	281.0	18.2	54.8	802.93
CP3735VT2P/RIB	274.4	18.8	58.3	775.52
CP3899VT2P/RIB	271.4	18.5	55.8	772.21
CP3735SS/RIB	267.7	18.8	57.3	757.73
B98R95AM	267.3	19.6	57.5	744.82
DKC45-94RIB	257.1	17.7	55.4	742.59
DKC44-80RIB	251.4	16.7	55.3	739.49
CP3575VT2P/RIB	245.3	17.0	58.7	716.92
DKC47-54RIB	255.3	19.3	57.5	714.43
DKC47-27RIB	250.0	18.4	59.3	713.07
P9492AM	243.8	16.8	55.3	712.88
CP3575SS/RIB	246.4	17.8	59.5	710.44
B97V84AM	248.1	18.2	57.5	709.51
NK9610-5122	246.8	18.0	56.9	708.01
P9772AM	249.0	18.5	53.9	707.87
CP3795VT2P/RIB	251.2	19.0	57.9	707.30
DKC43-75RIB	238.9	16.4	57.2	704.94
NK9738-5222	236.7	18.0	56.2	680.10
B95V86AM	234.2	17.6	51.3	676.77
P9608Q	232.7	17.4	57.8	675.09
NK9653-5222	235.1	18.1	58.3	674.24
DKC45-65RIB	222.8	17.0	54.4	651.17
CP3499VT2P/RIB	224.2	18.3	57.7	640.46
NK9535-3220	219.2	19.2	58.0	615.99
Mn	250.5	18.1	56.7	717.44
LSD(.10)	10.7	0.5	0.7	30.79
#Reps	8	8	8	8
CVErr	5.179	3.078	1.400	5.196

\$/Acre Assumptions = \$3.00/Bushel Selling Price and \$0.05/Point of Moisture over 15.5%.

**WINFIELD  
UNITED**

**CROPLAN**  
By WINFIELD  
UNITED

Learn more about our brands at  
[winfieldunited.com](http://winfieldunited.com)

Results are generated from field observations and may change as additional data is gathered. Crop results are dependent on the impact of many factors beyond the control of WinField United including without limitation, reduced performance due to weather, soil variations and may even reflect differences in agronomic practices.

© 2020 WinField United. Answer Plot®, CROPLAN® and WinField® are trademarks of WinField United.



**CORN**

**Answer Plot®**  
By WINFIELD UNITED  
**YIELD REPORT 2020**

10/17/2020

Location:Menomonie-WI

Trial: CHT-100

Hybrid	Yield at 15.5%	Moisture	TWT Mn	\$/Acre
CP4188VT2P/RIB	281.5	18.9	56.3	794.63
CP3899VT2P/RIB	278.9	18.5	56.8	793.53
CP4203SS/RIB	281.0	19.2	55.6	788.75
CP4188SS/RIB	278.1	19.0	55.2	783.82
P9880AMXT	278.5	19.5	56.6	776.83
DKC51-91RIB	273.4	18.7	55.9	775.21
B99J08AM	278.5	20.0	57.0	769.79
DKC51-98RIB	267.6	18.1	56.1	766.52
B00K94AMXT	273.7	19.8	55.6	759.76
CP4079VT2P/RIB	263.7	18.0	56.1	756.73
P0075Q	273.3	20.5	55.2	746.71
CP4265VT2P	262.6	18.6	56.1	745.59
NK0472-5222	276.0	21.2	55.4	743.04
B98R95AM	263.5	19.5	57.2	735.45
B01Z88Q	260.4	19.1	54.8	731.50
NK9930-5122	263.1	20.0	55.2	727.05
DKC47-55RIB	253.2	18.3	58.4	722.61
CP3909SS/RIB	247.5	17.6	55.0	716.00
NK0243-5122	249.5	19.1	53.3	700.91
DKC48-95RIB	239.8	17.2	56.6	699.03
NK9991-5122	250.3	19.5	57.3	698.76
P9998Q	244.5	19.3	55.7	685.61
DKC52-34RIB	242.0	18.8	56.3	684.83
DKC49-44RIB	244.3	19.5	57.2	681.21
CP4199SS/RIB	231.0	19.8	54.3	640.99
<b>Mn</b>	<b>263.3</b>	<b>19.0</b>	<b>55.9</b>	<b>742.03</b>
LSD(.10)	10.0	0.5	0.7	28.63
#Reps	8	8	8	8
CVErr	4.589	2.889	1.515	4.670

\$/Acre Assumptions = \$3.00/Bushel Selling Price and \$0.05/Point of Moisture over 15.5%.

**WINFIELD  
UNITED**

**CROPLAN**  
By WINFIELD  
UNITED

Learn more about our brands at  
[winfieldunited.com](http://winfieldunited.com)

Results are generated from field observations and may change as additional data is gathered. Crop results are dependent on the impact of many factors beyond the control of WinField United including without limitation, reduced performance due to weather, soil variations and may even reflect differences in agronomic practices.

© 2020 WinField United. Answer Plot®, CROPLAN® and WinField® are trademarks of WinField United.

# SOYBEANS

# Answer Plot®

By WINFIELD  
UNITED

## YIELD REPORT 2020

10/19/2020	Location: Menomonie-WI	Trial: SPT-12		
Variety	BU/ACRE Mn	Moisture	TWT	\$/Acre
CP1111X	94.0	12.5	55.4	846.43
CZ1139GTLL	89.3	13.3	57.6	804.10
AG10X9	86.7	13.1	54.5	780.18
AG14X8	86.5	13.0	55.4	778.14
AG09X9	85.8	13.2	55.5	772.06
CZ1280GTLL	85.5	12.8	55.7	769.21
AG11X8	85.4	12.9	55.1	768.17
S14-U9X	85.3	13.0	60.8	767.55
B100RX	81.1	12.8	55.1	729.89
B130EE	80.8	13.2	56.4	727.55
S13-E3	80.5	13.3	54.9	724.57
P14A30X	80.4	13.0	54.7	723.90
CP1120E	80.2	13.4	55.4	721.86
CP1121E	79.7	13.5	55.9	717.14
CP1420E	78.5	13.5	55.3	706.10
CP1329E	76.8	13.0	55.5	691.11
AG14X0	76.7	13.0	54.3	690.62
B119EE	76.6	12.7	55.3	689.51
P10A76X	76.3	12.9	54.6	686.25
S12-TX2	74.6	12.6	55.1	671.38
CP0970X	73.6	13.3	54.6	662.23
CZ1470GTLL	65.5	14.2	56.4	589.20
CP1100X				
Mn	80.8	13.1	55.6	726.86
CVErr	7.129	1.923	3.457	7.132
LSD(.10)	9.8	0.4	3.3	88.42
#Reps	2	2	2	2

\$/Acre Assumptions = \$9.00/Bushel Selling Price

**WINFIELD  
UNITED**

**CROPLAN**  
By WINFIELD  
UNITED

Learn more about our brands at  
[winfieldunited.com](http://winfieldunited.com)

Results are generated from field observations and may change as additional data is gathered. Crop results are dependent on the impact of many factors beyond the control of WinField United including without limitation, reduced performance due to weather, soil variations and may even reflect differences in agronomic practices.

© 2020 WinField United. Answer Plot®, CROPLAN® and WinField® are trademarks of WinField United.

# SOYBEANS

## Answer Plot<sup>®</sup> By WINFIELD UNITED YIELD REPORT 2020

10/19/2020	Location: Menomonie-WI	Trial: SPT-16		
Variety	BU/ACRE Mn	Moisture	TWT	\$/Acre
CP1659LG	92.6	12.8	55.1	833.48
CP1611X	90.2	13.0	56.2	811.38
CZ1660GTLL	89.3	12.5	54.9	803.83
S18-G4X	86.5	12.9	56.0	778.78
B169EE	84.5	13.1	56.0	760.47
AG14X8	84.4	13.1	54.5	759.34
P15A88X	83.3	12.5	54.7	749.40
AG16X0	83.0	12.7	55.7	746.86
S16-K2X	82.2	13.0	55.1	739.97
CP1400X	82.0	12.8	55.0	738.00
P14A30X	81.1	12.8	55.0	729.92
S18-H3X	80.3	13.2	55.2	722.30
CP1420E	78.6	13.3	55.1	707.08
S17-E3	77.2	13.4	57.1	694.84
AG18X0	77.1	13.0	54.6	693.78
B149EE	75.3	13.6	55.4	677.33
CZ1850GTLL	75.2	13.6	55.4	676.97
AG17X8	74.7	12.7	54.3	672.10
P16T58E	74.7	13.1	55.0	672.51
P16A49X	72.1	13.6	54.7	648.80
AG14X0	71.8	13.2	54.3	646.32
CZ1470GTLL	71.6	13.7	57.2	644.27
CP1600X	68.4	13.0	55.1	615.93
CP1329E	68.1	13.2	55.0	612.91
B159RX	65.8	12.9	54.4	592.60
CP1721E	64.4	13.4	54.7	579.94
Mn	78.3	13.1	55.2	705.03
CVErr	6.888	1.802	0.671	6.885
LSD(.10)	9.2	0.4	0.6	82.39
#Reps	2	2	2	2

\$/Acre Assumptions = \$9.00/Bushel Selling Price

**WINFIELD  
UNITED**

**CROPLAN**  
By WINFIELD  
UNITED

Learn more about our brands at  
[winfieldunited.com](http://winfieldunited.com)

Results are generated from field observations and may change as additional data is gathered. Crop results are dependent on the impact of many factors beyond the control of WinField United including without limitation, reduced performance due to weather, soil variations and may even reflect differences in agronomic practices.

© 2020 WinField United. Answer Plot<sup>®</sup>, CROPLAN<sup>®</sup> and WinField<sup>®</sup> are trademarks of WinField United.

# SOYBEANS

# Answer Plot®

By WINFIELD  
UNITED

## YIELD REPORT 2020

10/19/2020	Location: Menomonie-WI	Trial: SPT-20		
Variety	BU/ACRE Mn	Moisture	TWT	\$/Acre
AG20X9	86.8	12.9	56.1	781.36
S21-W8X	84.3	13.2	55.3	758.30
CZ1859GTLL	83.0	12.6	56.0	747.10
S20-J5X	82.9	13.0	55.2	745.84
P18A98X	82.2	12.8	55.7	739.41
P19A14X	81.9	12.9	55.5	737.41
CP1721E	81.6	13.1	54.7	734.71
P21A28X	80.7	13.1	54.3	726.73
CP2128X	80.5	13.5	55.1	724.44
B228RX	79.8	13.6	54.3	718.21
AG19X0	79.7	13.3	55.2	717.61
CP1820E	79.3	13.2	54.5	713.74
CP1960X	78.8	13.3	54.9	709.32
CZ2230GTLL	77.3	13.5	54.8	695.58
B209EE	77.0	13.9	55.4	692.66
AG18X0	76.6	13.2	55.2	689.12
AG21X9	75.8	12.8	55.9	682.29
P20T64E	74.6	13.6	56.0	671.13
CP2120E	74.1	13.4	56.2	666.66
S20-E3	72.6	13.4	54.7	653.37
CP1827X	72.1	13.5	55.4	649.16
AG22X9	72.0	13.1	57.1	648.20
B210EE	70.8	13.7	53.7	637.54
CZ2040GTLL	69.7	13.2	53.7	627.51
CP2021E	68.4	13.6	55.0	615.57
S22-E3	66.9	13.6	54.1	601.79
Mn	77.9	13.3	55.2	701.55
CVErr	6.346	2.145	2.105	6.342
LSD(.10)	8.4	0.5	2.0	75.51
#Reps	2	2	2	2

\$/Acre Assumptions = \$9.00/Bushel Selling Price

**WINFIELD  
UNITED**

**CROPLAN**  
By WINFIELD  
UNITED

Learn more about our brands at  
[winfieldunited.com](http://winfieldunited.com)

Results are generated from field observations and may change as additional data is gathered. Crop results are dependent on the impact of many factors beyond the control of WinField United including without limitation, reduced performance due to weather, soil variations and may even reflect differences in agronomic practices.

© 2020 WinField United. Answer Plot®, CROPLAN® and WinField® are trademarks of WinField United.



# CORN SILAGE

**Answer Plot<sup>®</sup>**  
By WINFIELD UNITED  
YIELD REPORT 2020


Location: Menomonie, Wisconsin																					
Trial: S-105		38,000 plants/acre										30,000 plants/acre									
Hybrid	RM	Yield30%DM tons/acre	Moisture	Milk/acre	Milk/ton	NDFD	NDF	STARCH	CP	IVD	TDN	Yield30%DM tons/acre	Moisture	Milk/acre	Milk/ton	NDFD	NDF	STARCH	CP	IVD	TDN
NK0472-5222	104	44.7	64.1	46015	3436	48.6	35.1	40.1	7.3	83.0	71.8	38.7	64.4	39795	3429	48.6	36.2	38.5	7.4	82.5	71.6
B06F91Q	106	44.3	69.5	48487	3659	50.8	35.4	37.2	7.0	82.0	75.1	39.8	68.7	43997	3682	50.8	34.3	38.1	7.2	82.6	75.6
NK0440-3122	104	43.1	66.4	46188	3566	48.6	35.0	40.4	7.1	83.0	73.5	40.5	66.5	43848	3609	49.9	34.5	39.0	7.3	82.8	74.3
CP4444VT2P/RIB	104	42.5	63.0	43083	3379	47.4	33.9	43.6	6.7	84.0	70.8	38.5	64.8	41093	3541	49.1	33.3	41.5	6.8	83.7	73.2
B03R87Q	103	41.9	69.8	46004	3650	50.8	35.7	38.7	7.0	81.9	75.1	39.8	68.4	43885	3688	51.1	35.0	38.1	7.1	82.1	75.4
CP4819AS3000G	103	41.5	65.2	43778	3515	49.0	35.0	40.2	6.9	82.9	72.8	37.8	65.7	40080	3547	49.1	34.8	40.1	7.1	83.0	73.3
B08J81AMXT	108	39.9	71.7	43773	3663	51.0	35.3	38.5	7.0	82.1	75.3	38.0	69.8	42228	3704	50.9	34.1	38.9	7.2	82.7	75.7
CP4549VT2P/RIB	105	39.3	64.0	39998	3388	46.2	34.4	43.7	6.9	84.1	70.8	36.5	65.8	38987	3565	48.6	33.8	41.6	7.0	83.6	73.6
CP4600SSS/RIB	106	39.2	67.4	41940	3555	49.2	36.6	37.2	7.3	82.0	73.6	36.4	66.5	38919	3555	49.6	35.8	38.1	7.4	82.3	73.6
DKC56-45RIB	106	38.8	69.0	42626	3671	50.2	35.3	38.7	6.9	82.4	75.1	37.7	68.5	41174	3640	50.4	35.1	38.0	7.2	82.3	74.8
CP4488SS/RIB	104	38.7	64.6	40025	3451	48.5	35.1	41.9	7.0	83.0	72.1	36.5	65.0	38212	3490	49.1	35.0	41.2	7.2	82.8	72.6
CP4791AS3111	107	38.6	69.6	42287	3661	50.3	35.0	37.9	7.2	82.4	75.1	36.8	68.9	40299	3664	50.5	34.0	38.1	7.1	82.8	75.5
DKC54-64RIB	104	38.4	68.5	41681	3626	49.5	35.6	39.4	7.2	82.4	74.5	37.5	65.9	39668	3523	49.0	34.7	40.6	7.2	83.1	73.1
P0622Q	106	38.4	69.3	42276	3660	50.9	35.4	38.7	7.1	82.0	75.2	35.7	69.6	39221	3665	51.2	35.1	37.9	7.2	82.1	75.4
DKC53-27RIB	103	37.5	66.5	40237	3577	48.7	34.8	40.6	7.0	83.1	73.7	34.3	67.4	37566	3647	49.3	34.0	39.4	7.1	83.3	74.9
P0339Q	103	37.3	67.9	40981	3660	50.4	35.1	40.6	7.1	82.3	75.1	35.5	68.3	39165	3678	50.7	34.7	39.6	7.3	82.5	75.4
P0306Q	103	37.0	70.2	40633	3662	51.1	35.6	38.6	7.0	81.9	75.2	35.3	67.4	38823	3661	50.8	34.4	38.8	7.3	82.6	75.1
NK0624-5222	106	36.3	66.1	38695	3551	48.8	35.0	40.9	7.2	83.0	73.4	33.7	66.6	35965	3561	49.1	35.1	39.6	7.4	82.8	73.7
B04H94Q	104	35.9	66.0	38830	3593	49.9	34.0	40.6	7.1	83.1	74.1	34.1	66.6	37045	3615	49.9	34.5	39.2	7.3	82.9	74.4
DKC55-37RIB	105	35.8	68.0	38876	3616	49.5	35.3	39.4	7.2	82.6	74.5	31.3	68.7	34203	3638	50.0	35.4	38.2	7.2	82.3	74.8
DKC54-38RIB	104	35.7	66.6	38075	3559	48.6	35.3	40.2	7.0	82.9	73.5	35.2	67.1	38021	3603	49.2	34.7	39.0	7.2	83.0	74.4
CP4676SS/RIB	104	35.2	70.2	38421	3641	50.4	35.8	38.9	7.0	82.0	74.9	34.7	70.5	38074	3661	50.9	35.3	38.9	7.0	82.0	75.2
Mn		39	67.6	41878	3582	49.5	35.3	39.6	7	82.5	73.9	36.8	67.7	39879	3617	50	34.8	39	7.2	82.6	74.5
LSD(.10)		2.3	2.4	2944	140	1.3	0.7	1.7	0.2	0.6	2	2.9	1.9	3409	104	0.9	0.8	1.8	0.1	0.4	1.5
CVErr		3.51	2.12	4.143	2.309	1.57	1.24	2.54	1.45	0.46	1.6	4.57	1.65	5.036	1.687	1.02	1.34	2.72	1.19	0.31	1.18



Learn more about our brands at [winfieldunited.com](http://winfieldunited.com)

Results are generated from field observations and may change as additional data is gathered. Crop results are dependent on the impact of many factors beyond the control of WinField United including without limitation, reduced performance due to weather, soil variations and may even reflect differences in agronomic practices.

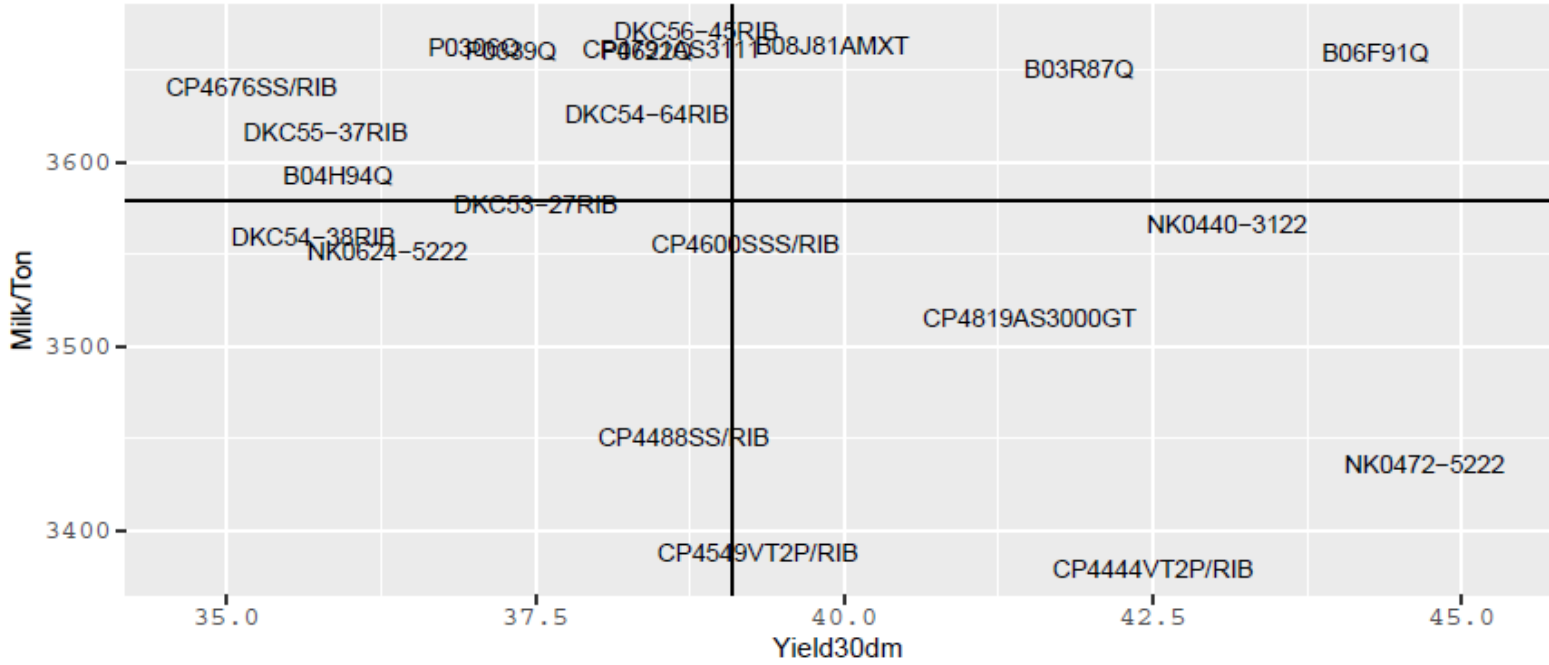
© 2020 WinField United. Answer Plot<sup>®</sup>, CROPLAN<sup>®</sup> and WinField<sup>®</sup> are trademarks of WinField United.



**CORN SILAGE**



### Relationship Between Yield and Milk/Ton in the S-105 Trial 38,000 ppa at Menomonie, Wisconsin




**WINFIELD  
UNITED**



Learn more about our brands at  
[winfieldunited.com](http://winfieldunited.com)

Results are generated from field observations and may change as additional data is gathered. Crop results are dependent on the impact of many factors beyond the control of WinField United including without limitation, reduced performance due to weather, soil variations and may even reflect differences in agronomic practices.

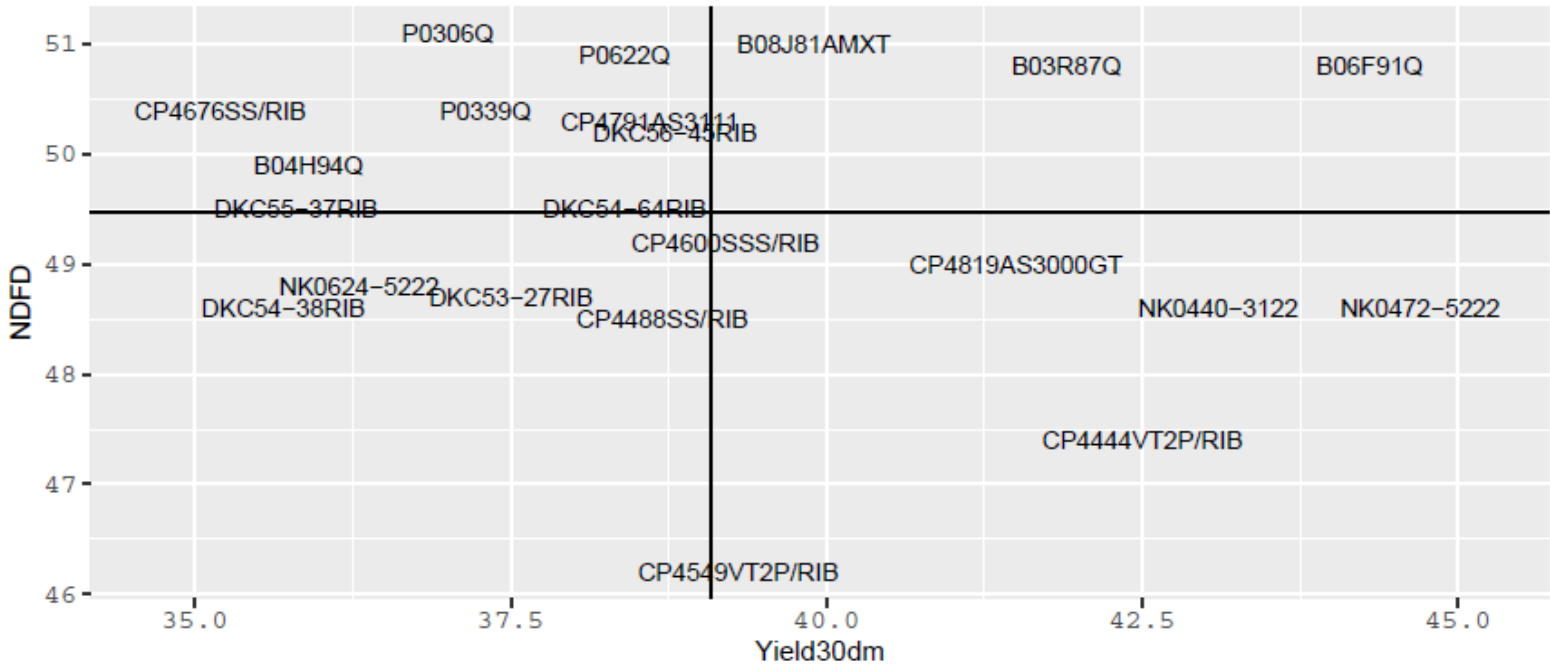
© 2020 WinField United. Answer Plot®, CROPLAN® and WinField® are trademarks of WinField United.



**CORN SILAGE**

**Answer Plot<sup>®</sup>**  
 By WINFIELD  
 UNITED  
 YIELD REPORT 2020

**Relationship Between Yield and NDFD in the S-105 Trial 38,000 ppa at Menomonie, Wisconsin**



**WINFIELD  
 UNITED**

**CROPLAN**  
 By WINFIELD  
 UNITED

Learn more about our brands at  
[winfieldunited.com](http://winfieldunited.com)

Results are generated from field observations and may change as additional data is gathered. Crop results are dependent on the impact of many factors beyond the control of WinField United including without limitation, reduced performance due to weather, soil variations and may even reflect differences in agronomic practices.

© 2020 WinField United. Answer Plot<sup>®</sup>, CROPLAN<sup>®</sup> and WinField<sup>®</sup> are trademarks of WinField United.






**CORN SILAGE**

**Answer Plot®**  
By WINFIELD UNITED  
**YIELD REPORT 2020**

**Relationship Between Yield and Milk/Ton in the S-105 Trial 30,000 ppa at Menomonie, Wisconsin**




**WINFIELD UNITED**

**CROPLAN**  
By WINFIELD UNITED

Learn more about our brands at [winfieldunited.com](http://winfieldunited.com)

Results are generated from field observations and may change as additional data is gathered. Crop results are dependent on the impact of many factors beyond the control of WinField United including without limitation, reduced performance due to weather, soil variations and may even reflect differences in agronomic practices.


© 2020 WinField United. Answer Plot®, CROPLAN® and WinField® are trademarks of WinField United.



**CORN SILAGE**

**Answer Plot<sup>®</sup>**  
 By WINFIELD  
 UNITED  
 YIELD REPORT 2020

**Relationship Between Yield and NDFD in the S-105 Trial 30,000 ppa at Menomonie, Wisconsin**



**WINFIELD  
 UNITED**



Learn more about our brands at  
[winfieldunited.com](http://winfieldunited.com)

Results are generated from field observations and may change as additional data is gathered. Crop results are dependent on the impact of many factors beyond the control of WinField United including without limitation, reduced performance due to weather, soil variations and may even reflect differences in agronomic practices.

© 2020 WinField United. Answer Plot<sup>®</sup>, CROPLAN<sup>®</sup> and WinField<sup>®</sup> are trademarks of WinField United.